




THE ULTIMATE ROUTER BASE SYSTEM®



PATENT PENDING




Centering Pin and flat bottom counter-sunk mounting holes with over-sized bore lets you align and mount many routers to The Ultimate Router Base perfectly.






Fence and Center Slots for quick and easy custom add-ons like adjustable fences and shim spacer sheets; use for circle, large radius, oval cutting, and more.



Super-Sized Removable Template Guide Bushings offset a 1/2" router bit to either side of a cutting seam, much like smaller inlay bushing kits. Ours are extra large, at 1-1/2" and 2".



Guide Pins let you create self-centering registration for mortise or slot cuts. When installed in the two side fence slots, curved radius edges can be profiled while maintaining an even, yet adjustable, distance.



Parallel Drawing Disk draws perfectly parallel 1/2", 3/4" and 1" offset lines from the cutting edge, which aids in precise layout and lets you accurately pre-cut excess material.



Two Registration Edges have a 1/16" difference to the spindle center. No need to move and reset a guide fence; great for rough cutting, then a fine cut.




Removable Center Disk maintains safe and stable cutting when using large router bits.

Accepts Standard PC 1-3/8" Template Guide; ours are machined to high tolerance.



Extra Mounting Holes for versatile setups and quick custom jigs used in horizontal cutting, router tables, adjustable bevel cuts for door edges and more.



Imperial and Metric Ruled Slots for easy adjustments when using fences or making circle cuts and arc swing arms.